

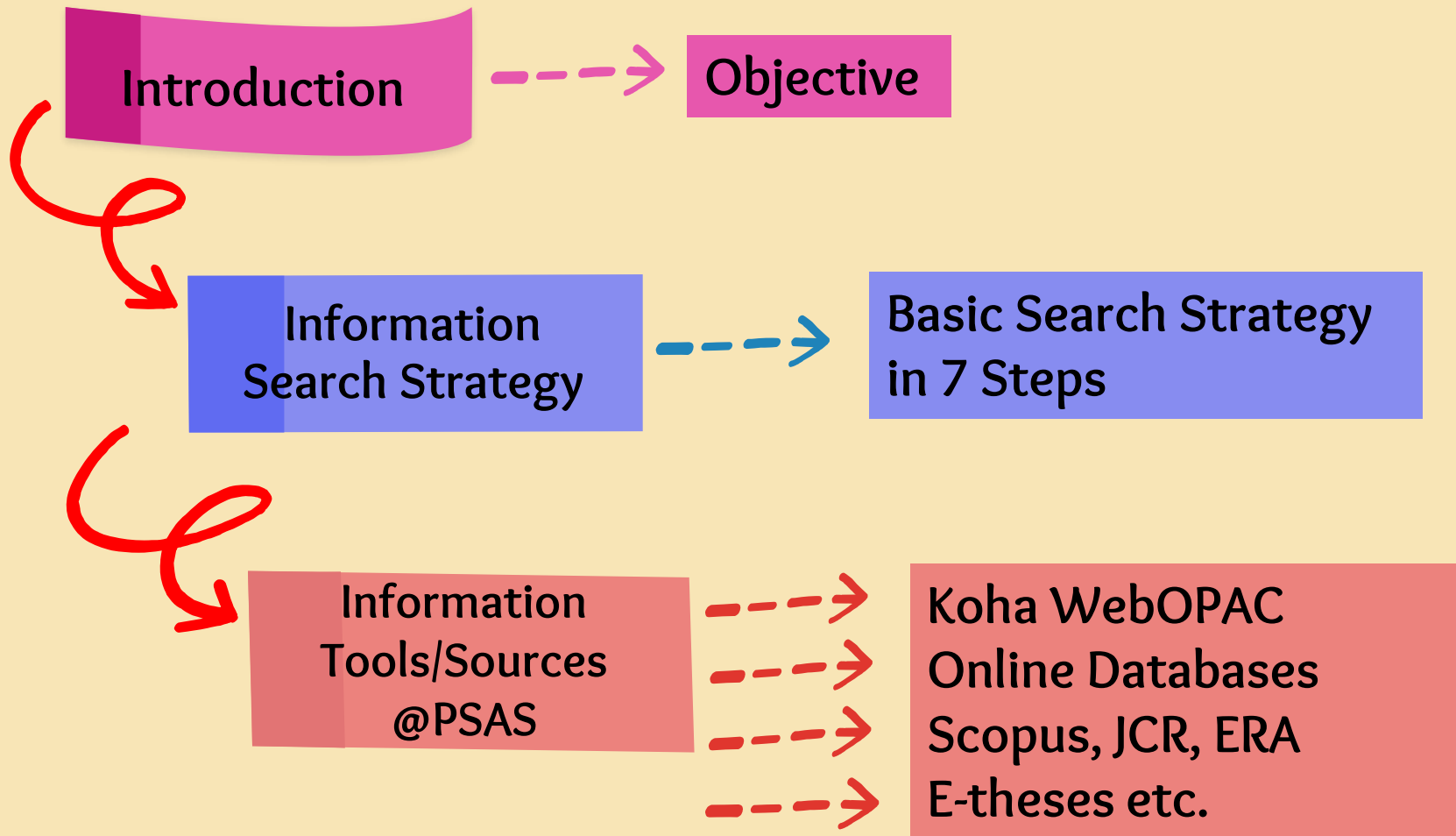


INFORMATION SEARCH STRATEGY

PREPARED BY: REFERENCE DIVISION, PERPUSTAKAAN SULTAN ABDUL SAMAD



INFORMATION SEARCH STRATEGY OUTLINE



OBJECTIVE

Students will be able to:

1. Find relevant information

- Analyse your research topic.
- Identify terms to use in a database search for relevant articles.
- Develop an effective search to find useful references.

2. Save time

- You plan your searching and avoid hours of trial and error surfing.
- You have identified relevant resources instead of relying only on internet search engines.

3. Make good use of what the library has to offer

- You are aware of the range of resources that support your subject.
- You have knowledge of useful services e.g. Document Delivery Services.
- You know how to contact your librarian.

4. Develop your skills

- Enhance IT skills through search techniques.
- Critically evaluate information from different sources.



What
makes a
good
topic?

1. It is a new topic and academically interesting.

2. There is enough information on the subject.

3. It is focused enough that you are not overwhelmed with too much information.

4. The topic is interesting to you.

BASIC SEARCH STRATEGY IN 7 STEPS

STEP 1

Analyse your
topic

STEP 2

Create a search
strategy

STEP 3

Choose relevant
search tool(s)

STEP 4

Search needed
information

STEP 5

Evaluate
result

STEP 6

Get the
materials

STEP 7

Evaluate materials and
your sources

1.
ANALYSE
YOUR
TOPIC

2.
CREATE A
SEARCH
STRATEGY

3.
CHOOSE
RELEVANT
SEARCH
TOOL(S)

4.
SEARCH NEEDED
INFORMATION

5.
EVALUATE
RESULT

6.
GET THE
MATERIALS

7.
EVALUATE
MATERIALS & YOUR
SOURCES

Before you begin looking
for information, you
need to analyse the topic



**Understand the scope of the
topic and what its related subject
area**



Brainstorm the topic:
Find definition and **identify main
concepts / keywords** to describe your
topic

Keywords: Keywords are significant words which can
be used as search terms in online catalogues or databases

1.
ANALYSE
YOUR
TOPIC

2.
CREATE A
SEARCH
STRATEGY

3.
CHOOSE
RELEVANT
SEARCH
TOOL(S)

4.
SEARCH NEEDED
INFORMATION

5.
EVALUATE
RESULT

6.
GET THE
MATERIALS

7.
EVALUATE
MATERIALS &
YOUR SOURCES

EXAMPLES
OF
THE TOPIC

Physicians' attitudes toward substance abuse

The keywords you use have an impact on the results of your research



1.
ANALYSE
YOUR
TOPIC

2.
CREATE A
SEARCH
STRATEGY

3.
CHOOSE
RELEVANT
SEARCH
TOOL(S)

4.
SEARCH NEEDED
INFORMATION

5.
EVALUATE
RESULT

6.
GET THE
MATERIALS

7.
EVALUATE
MATERIALS &
YOUR SOURCES

TOPIC

CONCEPTS/
KEYWORDS

***Physicians'
attitudes toward
substance abuse***

Physician

Attitudes

Substance
Abuse

1.
ANALYSE
YOUR
TOPIC

2.
CREATE A
SEARCH
STRATEGY

3.
CHOOSE
RELEVANT
SEARCH
TOOL(S)

4.
SEARCH NEEDED
INFORMATION

5.
EVALUATE
RESULT

6.
GET THE
MATERIALS

7.
EVALUATE
MATERIALS &
YOUR SOURCES

IDENTIFYING KEYWORDS, SYNONYMS AND RELATED TERMS

Determine whether there are **synonyms**, **related terms**, or **other variations** of the keywords that should be included.

THESAURUS

Thesaurus is a book of synonyms, often including related words/concepts (to get proper term)

DICTIONARY

A reference book containing an alphabetical list of words, with information given for each word, usually including meaning, pronunciation, and etymology.

ENCYCLOPEDIA

Provide information that is general, but brief. They provide an excellent place to start research.

If the keywords you choose do not give you the results you need, try these suggestions:



1.
ANALYSE
YOUR
TOPIC

2.
CREATE A
SEARCH
STRATEGY

3.
CHOOSE
RELEVANT
SEARCH
TOOL(S)

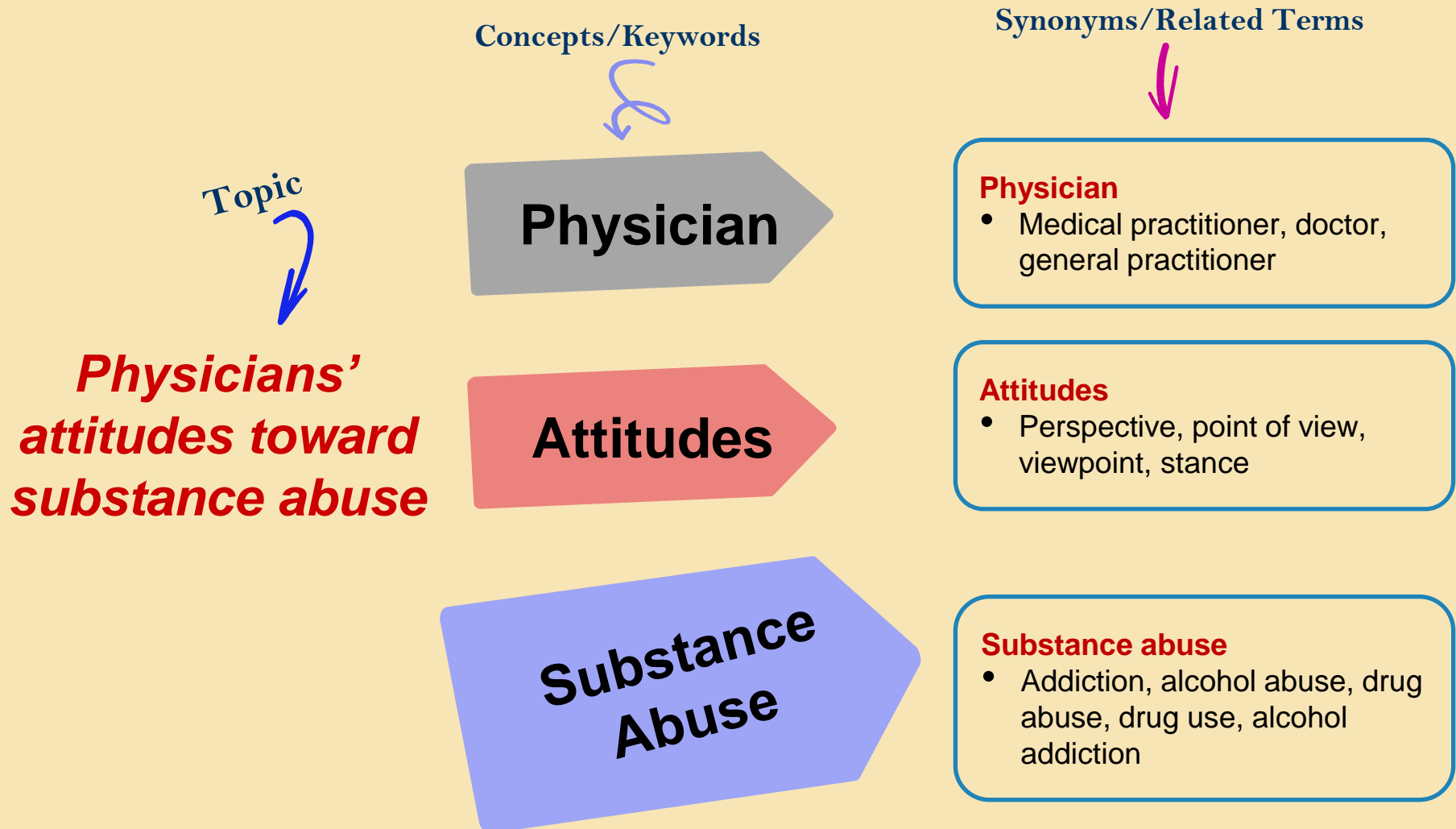
4.
SEARCH NEEDED
INFORMATION

5.
EVALUATE
RESULT

6.
GET THE
MATERIALS

7.
EVALUATE
MATERIALS &
YOUR SOURCES

IDENTIFYING KEYWORDS, SYNONYMS AND RELATED TERMS



1.
ANALYSE
YOUR
TOPIC

2.
CREATE A
SEARCH
STRATEGY

3.
CHOOSE
RELEVANT
SEARCH
TOOL(S)

4.
SEARCH NEEDED
INFORMATION

5.
EVALUATE
RESULT

6.
GET THE
MATERIALS

7.
EVALUATE
MATERIALS &
YOUR SOURCES

Determine which search features/technique may apply, including:

1. Boolean Operator
2. Phrase Searching
3. Truncation
4. Wildcard



Can apply in
any databases
or search
platform...

1.
ANALYSE
YOUR
TOPIC

2.
CREATE A
SEARCH
STRATEGY

3.
CHOOSE
RELEVANT
SEARCH
TOOL(S)

4.
SEARCH NEEDED
INFORMATION

5.
EVALUATE
RESULT

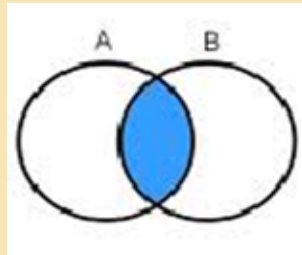
6.
GET THE
MATERIALS

7.
EVALUATE
MATERIALS &
YOUR SOURCES

1. BOOLEAN OPERATORS - logical search operators that allow you to narrow or broaden search.

AND

A
Drug Use

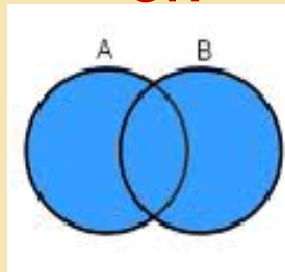


B
Alcohol Addiction

Narrows a search:
Each result contains
all search terms

OR

A
Alcohol Abuse

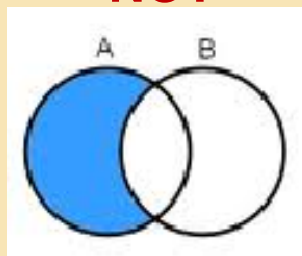


B
Drug Abuse

Broadens a search:
Each result contains
at least one search
term

NOT

A
Addiction



B
Alcohol

Narrows a search:
Results do not
contain the specified
terms

1.
ANALYSE
YOUR
TOPIC

2.
CREATE A
SEARCH
STRATEGY

3.
CHOOSE
RELEVANT
SEARCH
TOOL(S)

4.
SEARCH NEEDED
INFORMATION

5.
EVALUATE
RESULT

6.
GET THE
MATERIALS

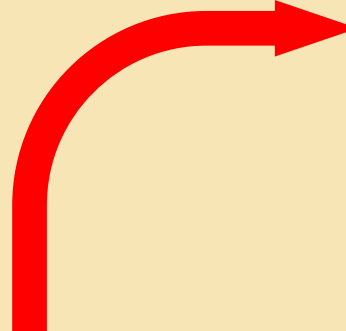
7.
EVALUATE
MATERIALS &
YOUR SOURCES


2. PHRASE SEARCHING: Exact matches on words within a phrase search (with **double quotes**) get a higher relevancy boost over the same words in non-phrase searches (without double quotes).

Example:


"development disabilities"

"learning disabilities"




ScienceDirect Journals & Books ?  Register

Find articles with these terms

"learning disabilities" 

Advanced search

29,415 results

 Set search alert

Refine by:


☐ Subscribed journals


Years

☐ 2022 (48)



☐ 2021 (1,309)


☐ 2020 (1,328)




Show more 


Article type 




☐ Review articles (3,880)

☐  Download selected articles  Export

☐ Research article  Open access

1 Supporting the delivery of good maternity care for parents with learning disabilities
Midwifery, 24 June 2021, ...
Anna Cox, Treena Parsons, ... Ann Gallagher
 Download PDF Abstract  Export 

☐ Research article  Full text access

2 Social isolation and achievement of students with learning disabilities
Social Science Research, Available online 20 October 2021, ...
Tyler Bruefach, John R. Reynolds
 Download PDF Abstract  Export 

Get a personalized search experience
Recommendations, reading history, search & journals alerts, and more.

For example: **"learning disabilities"** will search for results in which the words **learning** and **disabilities** appear next to each other.

1.
ANALYSE
YOUR
TOPIC

2.
CREATE A
SEARCH
STRATEGY

3.
CHOOSE
RELEVANT
SEARCH
TOOL(S)

4.
SEARCH NEEDED
INFORMATION

5.
EVALUATE
RESULT

6.
GET THE
MATERIALS

7.
EVALUATE
MATERIALS &
YOUR SOURCES

3. TRUNCATION - place a **symbol** at the **end** of the word

Truncation is a searching technique used in databases in which a word ending is replaced by a **symbol**. Frequently used truncation symbols include the **asterisk (*)**, a **question mark (?)** or a **dollar sign (\$)**.

If you want to search for several words that have the same stem, using *truncation* can save time.

Examples:

- ☐ Nutri* retrieves words starting with **NUTRI** such as **NUTRIA**, **NUTRIENT**, **NUTRIENTS**, **NUTRITION**,
- ☐ gene\$ will search for results containing;
 - ☐ **gene**, **genes**, **genetic**.
- ☐ Bio* will search for results containing;
 - ☐ **biology**, **bionic**, **biosynthesis**, **biophysical**

Truncation can sometimes find irrelevant records.

Different databases use different truncation symbols so it is important to check the database 'Help' information or 'Search Tips' for details about which symbol to use.

1.
ANALYSE
YOUR
TOPIC

2.
CREATE A
SEARCH
STRATEGY

3.
CHOOSE
RELEVANT
SEARCH
TOOL(S)

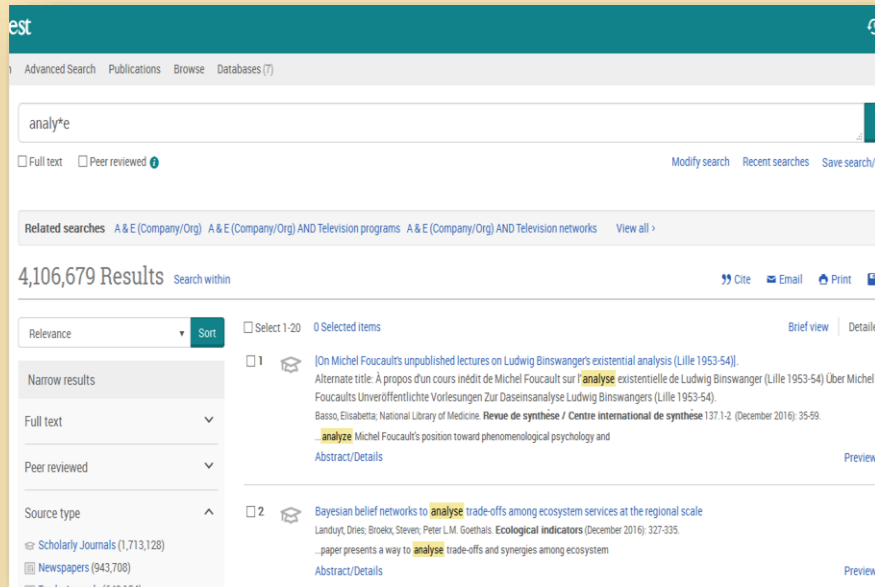
4.
SEARCH NEEDED
INFORMATION

5.
EVALUATE
RESULT

6.
GET THE
MATERIALS

7.
EVALUATE
MATERIALS &
YOUR SOURCES

4. WILDCARDS: place a symbol within a word



Different databases use different wildcard symbols so it is important to check the database 'Help' information or 'Search Tips' for details about which symbol to use.

Wildcards are symbols used in database search to **represent a letter or letters in a word**.

Find variation of spelling (singular/plural)

Find variation of language spelling (American/British)

Frequently used wildcard symbols include the **question mark (?)**, the **pound/hatch symbol (#)** or the **asterisk (*)**.

Examples:

- Analy*e will search for results containing the words;
✓ **analyze, analyse (s,z)**
- Wom?n will search for results containing;
✓ **women, woman (e, a)**

KEYWORDS AND SEARCHING INFORMATION STRATEGY EXAMPLES

1. SCOPUS

1. TITLE-ABS-KEY (*climate* **AND** *change* **OR** *climate* **AND** *risk*) 66,828 document results
2. TITLE-ABS-KEY (“*Climat** chang*” **OR** “*climat** risk*”) 367,117 document results

Updates:2/2022

2. SYSTEMATIC REVIEW ARTICLE

((“*Climat** chang*” OR “*climat** risk*” OR “*climat** variabilit*” OR “*climat** extrem*” OR “*climat** variability*” OR “*climat** uncertaint*” OR “*global warming**” OR “*temperature ris**” OR “*sea level ris**” OR “*el-nino*” OR “*la-nina*”) AND (“*Adapt** abilit*” OR “*adapt** strateg*” OR “*adapt** capacit*” OR “*adapt** capabilit*” OR “*adapt** strength*” OR “*adapt** potential*” OR “*adapt** practic*” OR “*adopt** abilit*” OR “*adopt** capacit*” OR “*adopt** capabilit*” OR “*Adopt** potential*” OR “*adopt** strateg*” OR “*adopt** practic*”) AND (*fisherm*n* OR *fisher** OR *lobstern*n* OR *trawler**))

Sources: Shaffril, H.A.M., Abu Samah, A., & Samsuddin, S.F., Ali, Z. (2017). Mirror mirror on the wall, what climate change adaptation strategies practiced by the Asian’s fishermen of all? Journal of Cleaner Production, 232, 104-117.

1. ANALYSE YOUR TOPIC

2. CREATE A SEARCH STRATEGY

3. CHOOSE RELEVANT SEARCH TOOL(S)

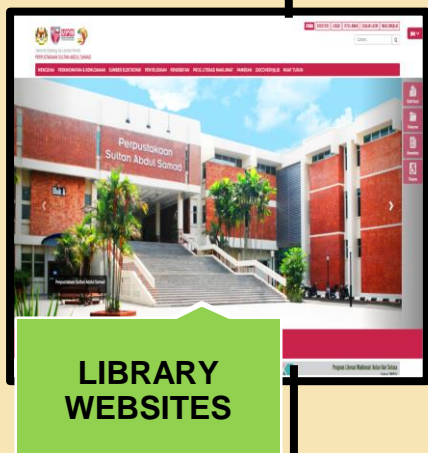
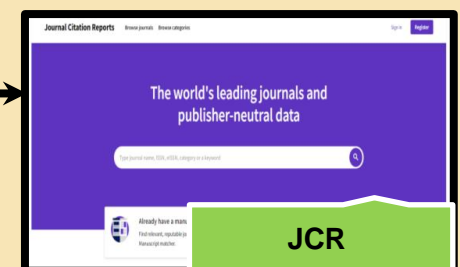

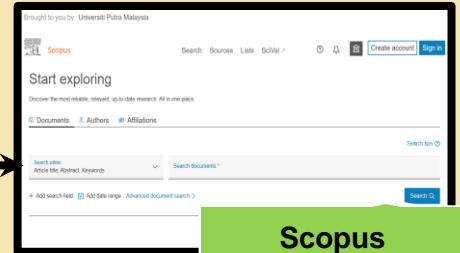
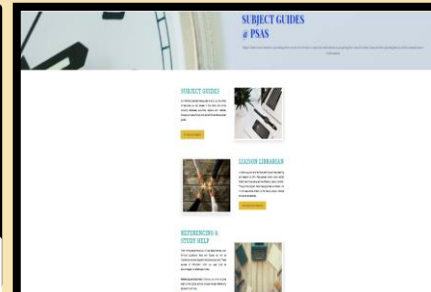
4. SEARCH NEEDED INFORMATION

5. EVALUATE RESULT

6. GET THE MATERIALS

7. EVALUATE MATERIALS & YOUR SOURCES

Searching Tools & Information Sources @ PSAS



1.
ANALYSE
YOUR
TOPIC

2.
CREATE A
SEARCH
STRATEGY

3.
CHOOSE
RELEVANT
SEARCH
TOOL(S)

4.
SEARCH NEEDED
INFORMATION

5.
EVALUATE
RESULT

6.
GET THE
MATERIALS

7.
EVALUATE
MATERIALS &
YOUR SOURCES

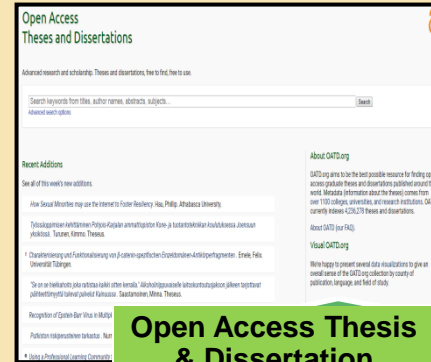
More searching tools & open access @ Malaysia / World



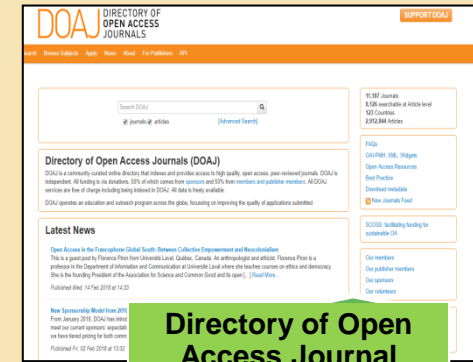
MALCat



MyTO



Open Access Thesis & Dissertation



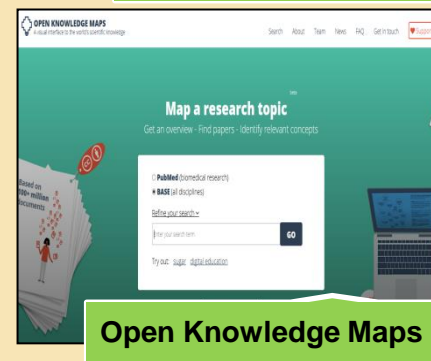
Directory of Open Access Journal



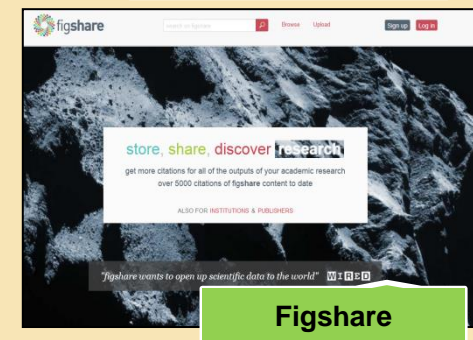
Google Scholar



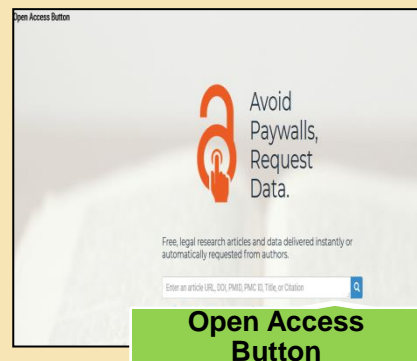
MyJurnal



Open Knowledge Maps



Figshare



Open Access Button

1.
ANALYSE
YOUR
TOPIC

2.
CREATE A
SEARCH
STRATEGY

3.
CHOOSE
RELEVANT
SEARCH
TOOL(S)

4.
SEARCH NEEDED
INFORMATION

5.
EVALUATE
RESULT

6.
GET THE
MATERIALS

7.
EVALUATE
MATERIALS &
YOUR SOURCES

What do you
need?

Searching
Tools

What will you
get?

1.

Printed Materials

Library WebOPAC

Book, Journal,
Thesis etc. in
printed format



Are you looking for a book or journal article that we don't have? We can order them for you through **Document Delivery Service**.



The Document Delivery Service enables UPM students, faculty members, and staff to borrow materials not available at UPM libraries from other collaborating libraries, both local and abroad. Requests are restricted to materials required for study, teaching, or research purposes only.

1.
ANALYSE
YOUR
TOPIC

2.
CREATE A
SEARCH
STRATEGY

3.
CHOOSE
RELEVANT
SEARCH
TOOL(S)

4.
SEARCH NEEDED
INFORMATION

5.
EVALUATE
RESULT

6.
GET THE
MATERIALS

7.
EVALUATE
MATERIALS &
YOUR SOURCES

What do you
need?

Searching
Tools

What will you
get?

2.

Online Materials

Online Databases, E-
Book, Online
Journal

Download full-text
articles/books

PSAS Subscribed
Databases & E-books



EZaccess Portal



Open Access
& other e-resources



1.
ANALYSE
YOUR
TOPIC

2.
CREATE A
SEARCH
STRATEGY

3.
CHOOSE
RELEVANT
SEARCH
TOOL(S)

4.
SEARCH NEEDED
INFORMATION

5.
EVALUATE
RESULT

6.
GET THE
MATERIALS

7.
EVALUATE
MATERIALS &
YOUR SOURCES

What do you
need?

Searching
Tools

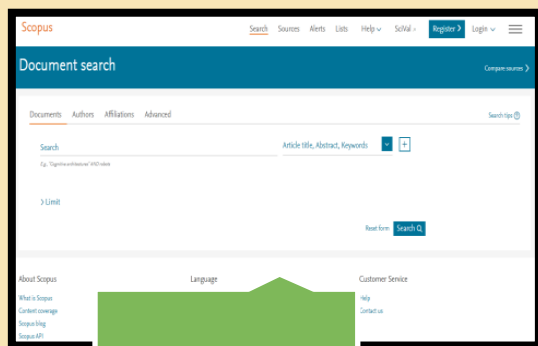
What will you
get?

3.

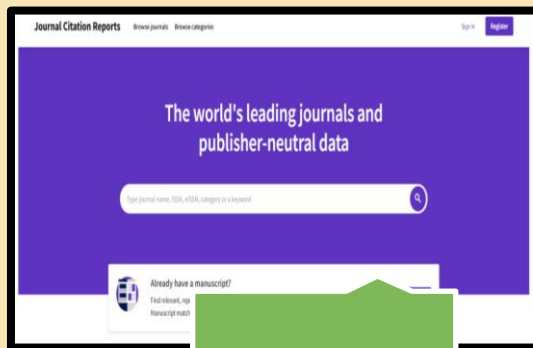
Citation Indexed
Journal (CIJ)

Incites JCR, Scopus,
ERA

Impact factor,
Journal Ranking,
Quartile



SCOPUS



JCR



ERA

Please join Citation Indexed Journal class for further information.

1.
ANALYSE
YOUR
TOPIC

2.
CREATE A
SEARCH
STRATEGY

3.
CHOOSE
RELEVANT
SEARCH
TOOL(S)

4.
SEARCH NEEDED
INFORMATION

5.
EVALUATE
RESULT

6.
GET THE
MATERIALS

7.
EVALUATE
MATERIALS &
YOUR SOURCES

What do you
need?

Searching
Tools

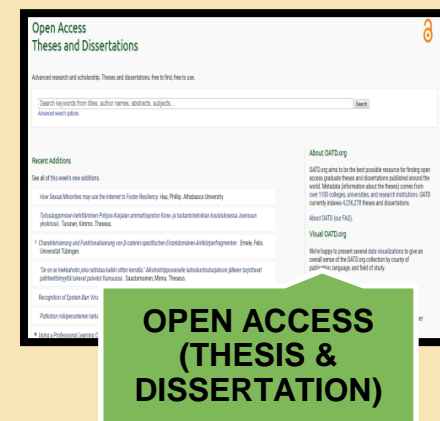
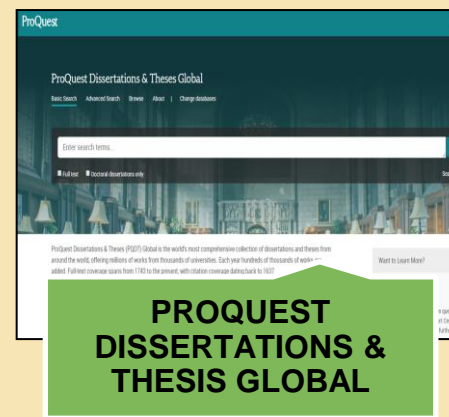


What will you
get?

4.

Online Thesis

UPM eTheses,
Proquest
Dissertations &
Theses Global

Download full-text
thesis



- ✓ A thesis submitted in fulfilment of the requirement for the degree of Doctor of Philosophy of
- ✓ A dissertation submitted in partial fulfilment of the requirements for the degree of Master of
- ✓ A dissertation submitted in partial fulfilment of the requirements for the degree of Doctor of Philosophy

For example: *Technology acceptance of education in ICT* A thesis submitted in fulfilment of the requirement for the degree of Doctor of Philosophy of

1.
ANALYSE
YOUR
TOPIC

2.
CREATE A
SEARCH
STRATEGY

3.
CHOOSE
RELEVANT
SEARCH
TOOL(S)

4.
SEARCH NEEDED
INFORMATION

5.
EVALUATE
RESULT

6.
GET THE
MATERIALS

7.
EVALUATE
MATERIALS &
YOUR SOURCES

Start searching the information



The databases that you access via the library are all quality controlled

It is important to evaluate Internet resources critically;

- Anyone can post anything.
- The quality and format of information you find on the Internet may not be appropriate for use in the academic context.

REMEMBER: Citing your information sources will avoid plagiarism and respect the Intellectual Property and Copyright issues

1.
ANALYSE
YOUR
TOPIC

2.
CREATE A
SEARCH
STRATEGY

3.
CHOOSE
RELEVANT
SEARCH
TOOL(S)

4.
SEARCH NEEDED
INFORMATION

5.
EVALUATE
RESULT

6.
GET THE
MATERIALS

7.
EVALUATE
MATERIALS &
YOUR SOURCES

Evaluate the results of your search → ask yourself:

Is the
amount right
for the
length of the
paper and
the time you
have?

Do the
results have
the quality
you want?

Did you find
what you
expected to
find?

Ask yourself

Are they
useful for
your paper?



Exclude articles that did not
meet the criteria determined.

1.
ANALYSE
YOUR
TOPIC

2.
CREATE A
SEARCH
STRATEGY

3.
CHOOSE
RELEVANT
SEARCH
TOOL(S)

4.
SEARCH NEEDED
INFORMATION

5.
EVALUATE
RESULT

6.
GET THE
MATERIALS

7.
EVALUATE
MATERIALS &
YOUR SOURCES

1.

Printed Materials



If you have found printed
books/thesis via our WebOPAC



**Borrow at the
circulation counter**



If you have not found full text
journal and articles, printed
books/thesis via search tools



**Borrow/Get from
other institutions:

USE DOCUMENT
DELIVERY SERVICE**

2.

Online Materials



Search journal and articles
using EZAccess



**Download fulltext
softcopy to your
laptop/computer**

3.

Citation Indexed
Journal (CIJ)



Incites JCR, Scopus, ERA



**Impact factor, Journal
Ranking, Quartile**

4.

Online Theses



Search online theses using
UPM eTheses, Proquest
Dissertations & Theses Global



**Download fulltext
softcopy to your
laptop/computer**

1.
ANALYSE
YOUR
TOPIC

2.
CREATE A
SEARCH
STRATEGY

3.
CHOOSE
RELEVANT
SEARCH
TOOL(S)

4.
SEARCH NEEDED
INFORMATION

5.
EVALUATE
RESULT

6.
GET THE
MATERIALS

7.
EVALUATE
MATERIALS & YOUR
SOURCES

Who wrote it?

Authority/Credibility

author's credentials, known or respect authority,
indexed in Scopus and Incites JCR

Does the author provide references for quotations and data?

Is it accurate? Is it supported by evidence?

Accuracy

up to date, factual,
comprehensive

Support

listed sources,
contact
information

Reasonableness

fair, balanced, objective,
no conflict of interest,
concerned with the truth

Based on your topic, is the information current enough?



TERIMA KASIH/*THANK YOU*

www.upm.edu.my

BERILMU BERBAKTI
WITH KNOWLEDGE WE SERVE